



1×1 PM Optical Switch

professional supplier of fiber optical component

◆ Features

- Low Insertion Loss
- Wide Wavelength Range
- Low Crosstalk
- High Stability, High Reliability
- Epoxy-free on Optical Path
- Latching and Non-latching

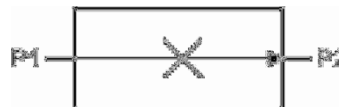

◆ Application

- Metropolitan Area Network
- R&D in Laboratory
- System Monitoring
- Configurable OADM

◆ Performance

Parameters		OSW-1×1	
Wavelength Range	nm	650~1310	1260~1670
Testing Wavelength	nm	650/780/850/980/1064/1310	1310/1490/1550/1625/1650
Insertion Loss	dB	Typ:0.6,Max:1.0	Typ:0.5 ,Max:0.8
Return Loss	dB	≥35	≥50
Crosstalk	dB	≥40	≥50
ER	dB	>18	
PDL	dB	≤0.05	
WDL	dB	≤0.25	
TDL	dB	≤0.25	
Repeatability	dB	≤±0.02	
Power supply	v	3.0 or 5.0	
Lifetime	Cycle	≥10 ⁷	
Switch Time	ms	≤3	
Transmission Power	mW	≤500	
Operation Temperature	°C	-40~+85	
Storage Temperature	°C	-40~+85	
Weight	g	16	
Dimension	mm	(L)27×(W)12.6×(H)8.5(±0.2)	

◆ Route States





1×1 Optical Switch

professional supplier of fiber optical component

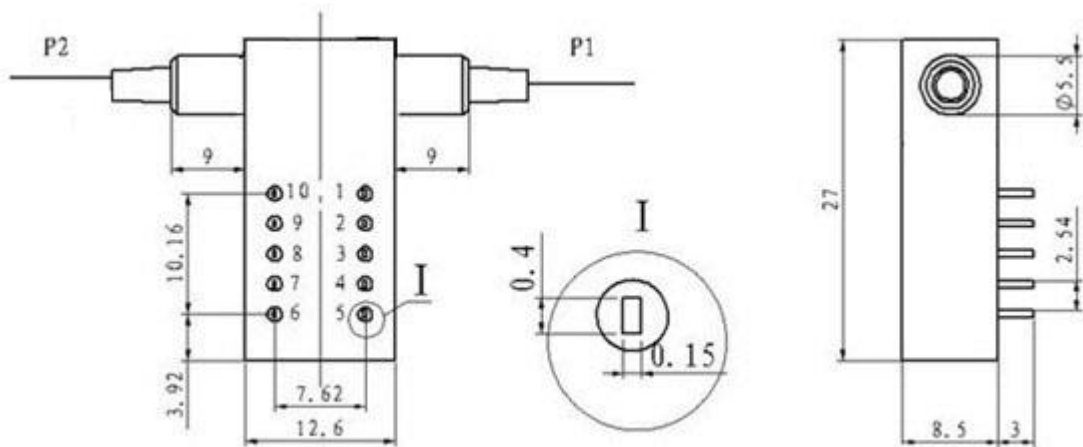
◆ Pins

Optical Path		Electric Drive				Sensor Status	
1×1		1	5	6	10	3-4,7-8	2-3,8-9
Latching	P1-/P2	+5V	GND	N/A	N/A	CLOSE	OPEN
	P1---P2	N/A	N/A	GND	+5V	OPEN	CLOSE
Non-Latching	P1-/P2	N/A	N/A	N/A	N/A	CLOSE	OPEN
	P1---P2	N/A	+5V	GND	N/A	OPEN	CLOSE

◆ Electrical parameters

	Voltage	current	Resistor
5V Latching	4.5~5.5	36~44mA	125Ω
5V Non-Latching	4.5~5.5	26~32mA	175Ω
3V Latching	2.7~3.3	54~66mA	50Ω
3V Non-Latching	2.7~3.3	39~47mA	70Ω

◆ Dimensions



◆ Ordering Information: OSW-1×1-A-B-C-D-E-F-G

A	B	C	D	E	F	G
Fiber Mode	Wavelength	Voltage	Control Model	Fiber Diameter	Fiber Length	Connector
P3:PM1300 P4:PM14XX P5:PM1550	85: 850nm 13: 1310nm 14: 1490nm 15: 1550nm 162: 1625nm 165: 1650nm 13/15:1310/1550nm	3: 3V 5: 5V	L: Latching N:Non-Latching	25:250um 90:900um	05:0.5m 10:1.0m 15:1.5m	OO:None FP: FC/PC FA: FC/APC SP: SC/PC SA: SC/APC LP: LC/PC LA: LC/APC